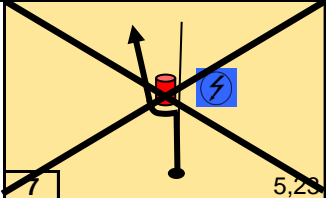

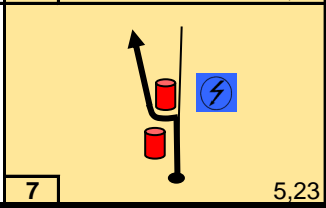

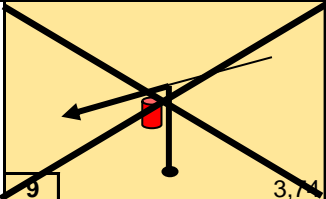
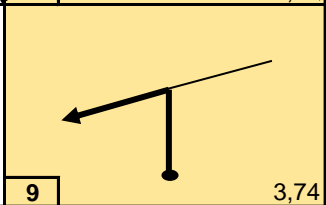


4,66	0,72		 RP 1 N 59° 31' 29,3" E 26° 36' 55,8"	29,07
4,66	0,72		 RP 1 N 59° 31' 29,3" E 26° 36' 55,8"	29,07
6,15	0,43			27,61
6,15	0,43			27,61