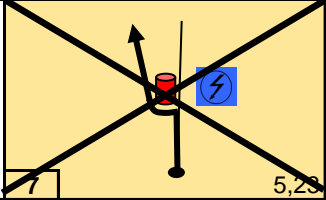

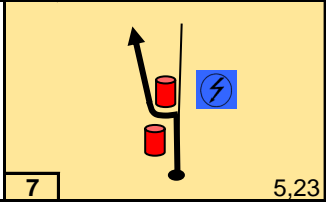

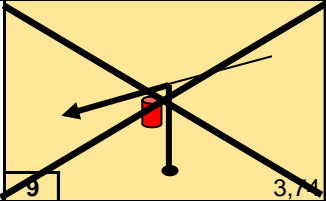
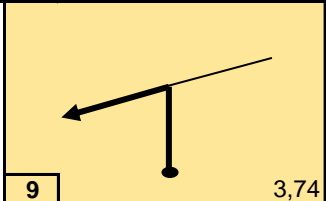


4,66	0,72		 RP 1 N 59° 31' 29,3" E 26° 36' 55,8"	50,15
4,66	0,72		 RP 1 N 59° 31' 29,3" E 26° 36' 55,8"	50,15
6,15	0,43			48,69
6,15	0,43			48,69